

CONVERSION PLATES



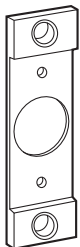
CV-86
Converts 86
cut out to I61



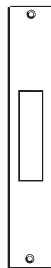
CV-2414
Converts Sargent's
Integra locks



CV-8624
Converts 86
cut out to (2) I61



CVRL
Converts 3 3/8" x 1"
roller latch to a
standard latch prep



DBS-386
Deadbolt strike
for 86 cut out
Use with pair of
doors



EL-86
Converts mortise
to electronic
lock

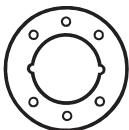


ST-386-PC
Use with pair of
86 cut out doors
Apply ANSI strike
over Reversible

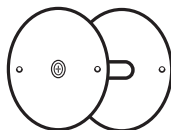
NUMBER	DIMENSIONS	MATERIAL
CV-86	8" x 1 1/4"	Steel
CV-2414	4 1/4" x 1 1/4"	Steel
CV-8624	8" x 1 1/4"	Steel
CVRL	3 3/8" x 1"	Steel
DBS-386	8" x 1 1/4"	Aluminum
EL-86	8" x 1 1/4"	Steel
ST-386-PC	8" x 1 1/4"	Aluminum

SHELF PACK: 10 Polybagged
FINISHES: (CV-86, CVRL, CV-8624, DBS-386, EL-86
 ST-386) **PC (Prime Coated)**
 (CV-2414) **SL (Silver Coated)**

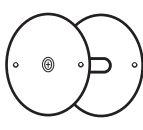
HOLE FILLER PLATES



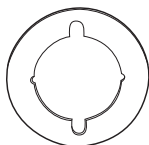
AR-335
Allows for use of levers
on 1 3/8" door



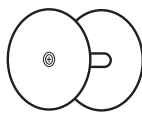
BF-135
Covers up to 3 3/4" hole



BF-161
Covers up to 2 1/8" hole



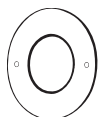
AR-9K
Allows for use of levers
on 1 3/8" door



BF-178
Covers up to 1 1/2" hole



PDF-161
Covers up to 2 1/8" hole
under rim panic device



CP-258
2 5/8" cylinder plate -
indents at 3 & 9 o'clock
prevents collar from
shifting on wood or metal

NUMBER	DIMENSIONS	MATERIAL
AR-335	3 1/2" Diameter	Aluminum
AR-9K	3 1/2" Diameter	Aluminum
BF-135	3 3/4" Diameter	Steel
BF-161	2 5/8" Diameter	
BF-178	1 7/8" Diameter	
CP-258	2 5/8" Diameter	
PDF-161	2 1/8" Hole	

SHELF PACK: 10 Polybagged
FEATURES: •(CP-258): Can be used with Rim or Mortise
 Cylinders
 •(AR-335): Use with Schlage, Yale, Arrow,
 Corbin-Russwin, Cal-Royal, Hager
 •(AR-9K): Use with Sargent, Best, Marks
FINISHES: (AR-335, AR-9K) 605, 613, 630
 (BF-135, BF-161, BF-178, CP-258)
**BP (Brass Plated), CP (Chrome Plated),
 PC (Prime Coated), SL (Silver Coated),
 (PDF-161) PC (Prime Coated)**